

For the use only of a  
Registered Medical  
Practitioner or a Hospital or  
a Laboratory

## Fluticasone Propionate Inhaler

**Flohale-25**  
Inhaler

**Flohale-50**  
Inhaler

**Flohale-125**  
Inhaler

**Flohale-250**  
Inhaler

**COMPOSITION**  
**Flohale-25 Inhaler**  
Each actuation delivers:  
Fluticasone Propionate BP ... 25 µg  
Appropriate overages added

**Flohale-50 Inhaler**  
Each actuation delivers:  
Fluticasone Propionate BP ... 50 µg  
Appropriate overages added

**Flohale-125 Inhaler**  
Each actuation delivers:  
Fluticasone Propionate BP ... 125 µg  
Appropriate overages added

**Flohale-250 Inhaler**  
Each actuation delivers:  
Fluticasone Propionate BP ... 250 µg  
Appropriate overages added

Cipla

### INDICATIONS

For the maintenance treatment of asthma as prophylactic therapy. Also indicated for patients requiring oral corticosteroid therapy for asthma. Many of these patients may be able to reduce or eliminate their requirement for oral corticosteroids over time.

### DOSAGE

ADULTS AND CHILDREN OVER 16 YEARS OF AGE: 100-1000 mcg twice daily. Patients should be given a starting dose of inhaled fluticasone propionate which is appropriate for the severity of their disease.

Mild asthma: 100-250 mcg twice daily.

Moderate asthma: 250-500 mcg twice daily.

Severe asthma: 500-1000 mcg twice daily.

CHILDREN OVER 4 YEARS:  
50-100 mcg twice daily.

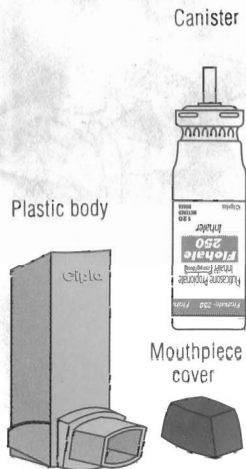
CHILDREN UNDER 4 YEARS:  
Not recommended.

### PRESENTATION

Flohale-25, Flohale-50, Flohale-125 and Flohale-250 Inhalers are available in a canister containing 120 metered doses.

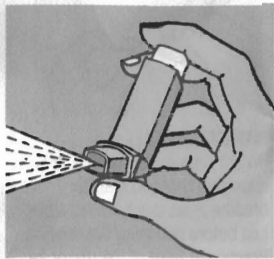
## Patient Information Leaflet

### Parts of the Inhaler

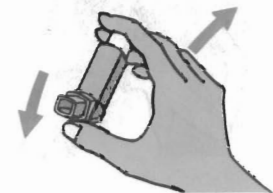
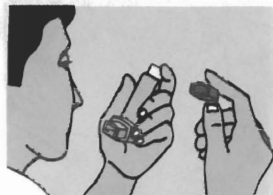


### TESTING THE INHALER

If you are using the inhaler for the first time or the inhaler has not been used for a minimum of two days, release one puff into the air.



1 Remove the mouthpiece cover and check that the mouthpiece is clean. Shake the inhaler well before each use.

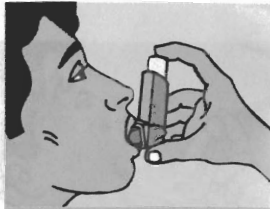


2 Hold the inhaler upright as shown with your thumb on the base. Place either one or two fingers on top of the canister. Breathe out gently, through your mouth. Thereafter place the mouthpiece of the inhaler in your mouth between your teeth and close your lips around it (Do not bite it).



4

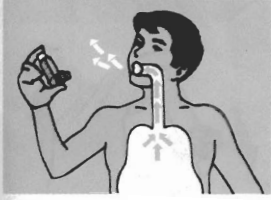
Tilt your head slightly backwards. Start breathing in slowly through your mouth. As you breathe in, press down the canister to release one dose while continuing to breathe in steadily and deeply.



5

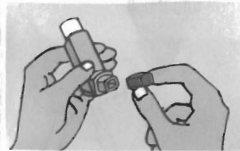
Remove the inhaler from your mouth and hold your breath for 10 seconds, or for as long as it is comfortable. Breathe out slowly.

**Note:** Rinse your mouth or gargle with water after inhaling each dose. This is likely to reduce the soreness that may be caused by the drug.



6

If another dose is required wait for at least one minute and repeat steps from 2 to 5. After use, replace the mouthpiece cover.



**IMPORTANT**

Do not rush steps 4 and 5. It is important that you start to breathe in as slowly as possible just before releasing the dose. Practice in front of the mirror for the first few times. If you see 'mist' coming from the top of the inhaler or the sides of your mouth, start again from step 2. This escaping mist indicates failure of technique.



**FOR CHILDREN**

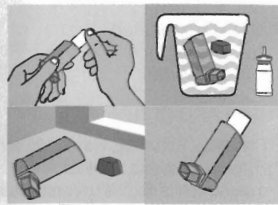
Parents must assist those children who need help in using the inhaler correctly.



**CLEANSING**

Clean your inhaler at least once a week.

1. Gently pull the metal canister out of the plastic body of the inhaler. Remove the mouthpiece cover.
2. Rinse the plastic body and the mouthpiece cover in warm water. But do not put the metal canister into water.
3. Shake well to remove excess water.
4. Leave to dry in warm place. Avoid excess heat.
5. Replace the canister and the mouthpiece cover correctly.



Use only as directed by your doctor. If the recommended dose does not provide relief of symptoms or symptoms become worse, consult your doctor.

**WARNING**

The metal canister is pressurised. Do not puncture or burn it even when empty. Keep away from eyes. Keep away from children.

**STORAGE**

Store below 30°C and protect from direct sunlight. Do not freeze